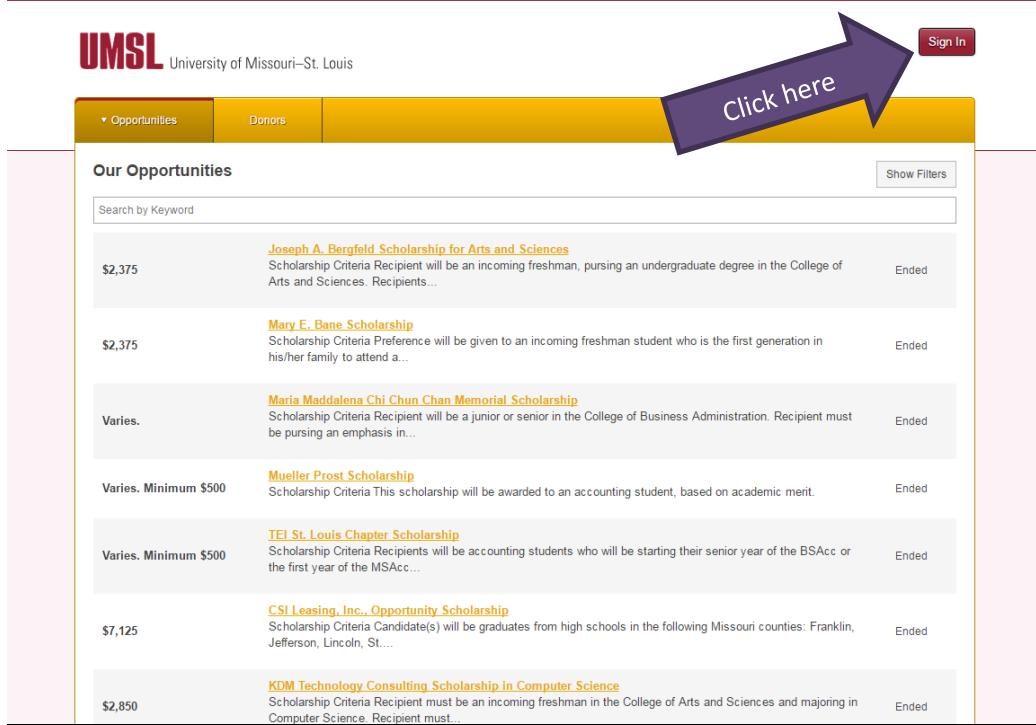


Applying for a Scholarship

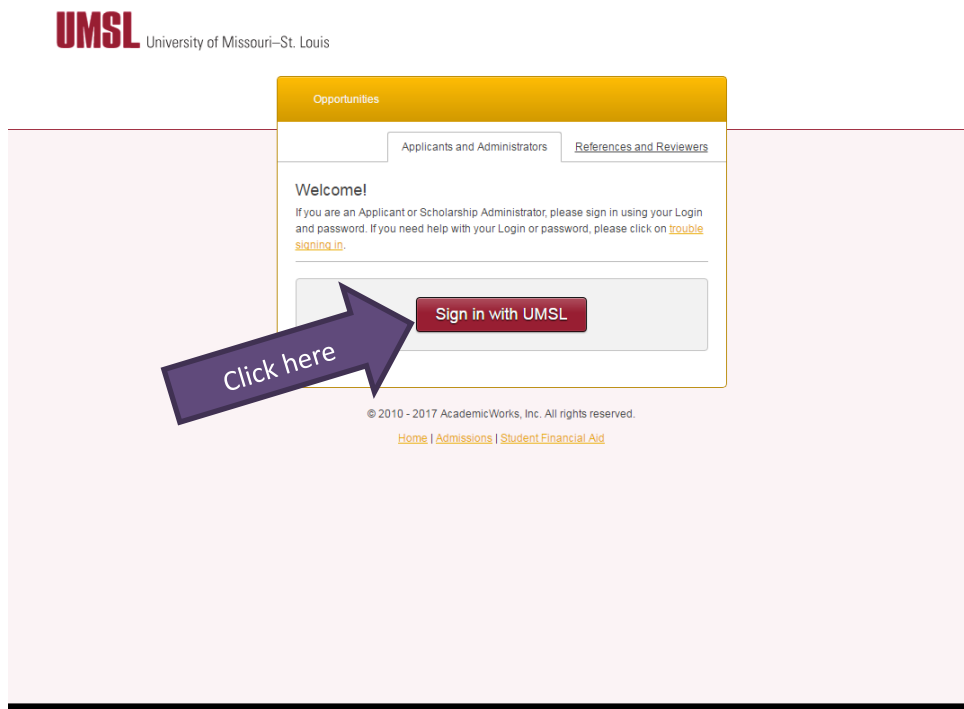
1. Visit the UMSL online scholarship application site (<https://umsl.academicworks.com>).
2. Click on the red "Sign In" box in the upper right-hand corner



The screenshot shows the UMSL University of Missouri–St. Louis website. At the top right, there is a red "Sign In" button. A purple arrow points to this button with the text "Click here". Below the navigation bar, there is a section titled "Our Opportunities" with a "Show Filters" button. A search bar labeled "Search by Keyword" is present. Below the search bar, there is a list of scholarship opportunities:

Amount	Scholarship Name	Criteria	Status
\$2,375	Joseph A. Bergfeld Scholarship for Arts and Sciences	Scholarship Criteria Recipient will be an incoming freshman, pursuing an undergraduate degree in the College of Arts and Sciences. Recipients...	Ended
\$2,375	Mary E. Bane Scholarship	Scholarship Criteria Preference will be given to an incoming freshman student who is the first generation in his/her family to attend a...	Ended
Varies.	Maria Maddalena Chi Chun Chan Memorial Scholarship	Scholarship Criteria Recipient will be a junior or senior in the College of Business Administration. Recipient must be pursuing an emphasis in...	Ended
Varies. Minimum \$500	Mueller Prost Scholarship	Scholarship Criteria This scholarship will be awarded to an accounting student, based on academic merit.	Ended
Varies. Minimum \$500	TEI St. Louis Chapter Scholarship	Scholarship Criteria Recipients will be accounting students who will be starting their senior year of the BSAcc or the first year of the MSAcc...	Ended
\$7,125	CSI Leasing, Inc., Opportunity Scholarship	Scholarship Criteria Candidate(s) will be graduates from high schools in the following Missouri counties: Franklin, Jefferson, Lincoln, St...	Ended
\$2,850	KDM Technology Consulting Scholarship in Computer Science	Scholarship Criteria Recipient must be an incoming freshman in the College of Arts and Sciences and majoring in Computer Science. Recipient must...	Ended

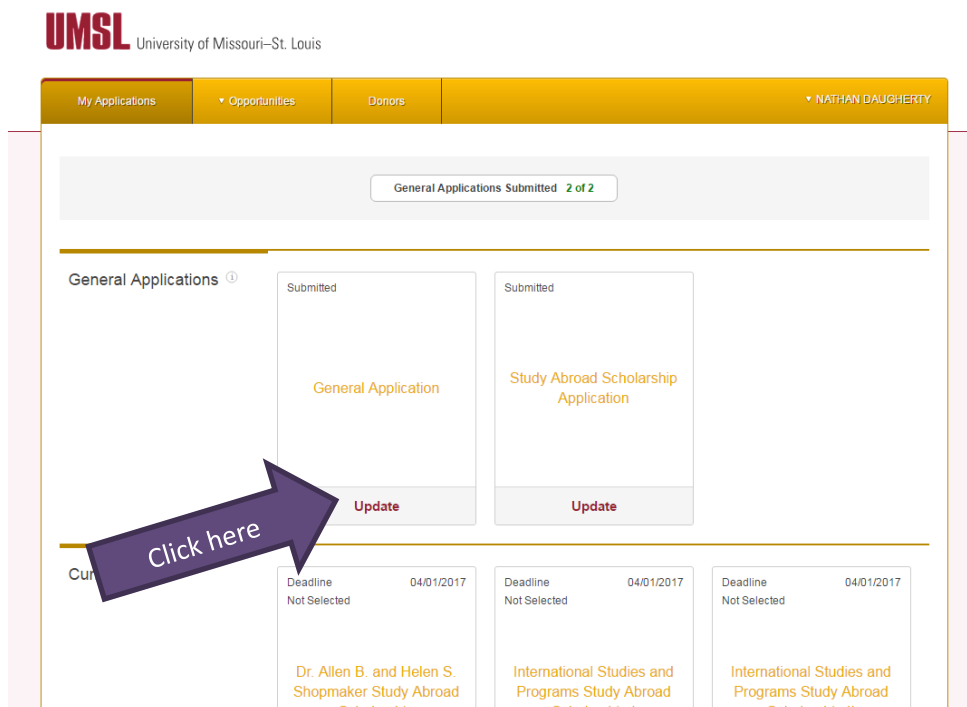
3. Click the red "Sign In with UMSL" box and use your SSO ID to log in.



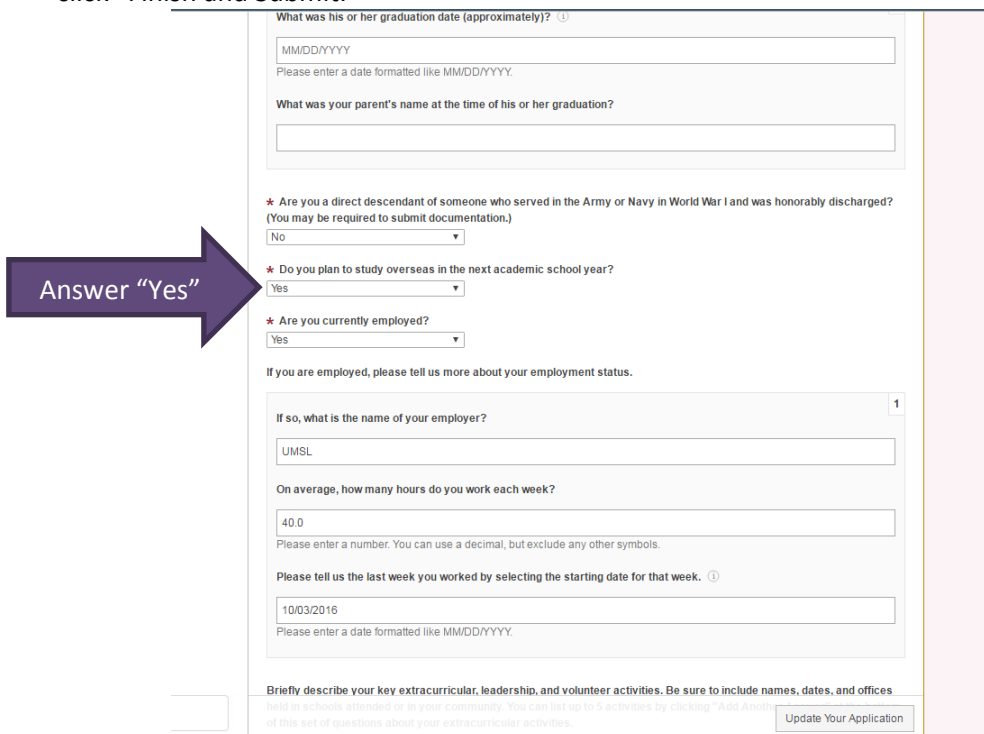
The screenshot shows the UMSL University of Missouri–St. Louis website. At the top, there is a navigation bar with "Applicants and Administrators" and "References and Reviewers" tabs. Below the navigation bar, there is a "Welcome!" message. A purple arrow points to a red "Sign in with UMSL" button with the text "Click here". Below the button, there is a copyright notice: "© 2010 - 2017 AcademicWorks, Inc. All rights reserved." and a footer with links: "Home | Admissions | Student Financial Aid".

Applying for a Scholarship

4. Click on the General Application and fill it out completely, if you haven't already done so.

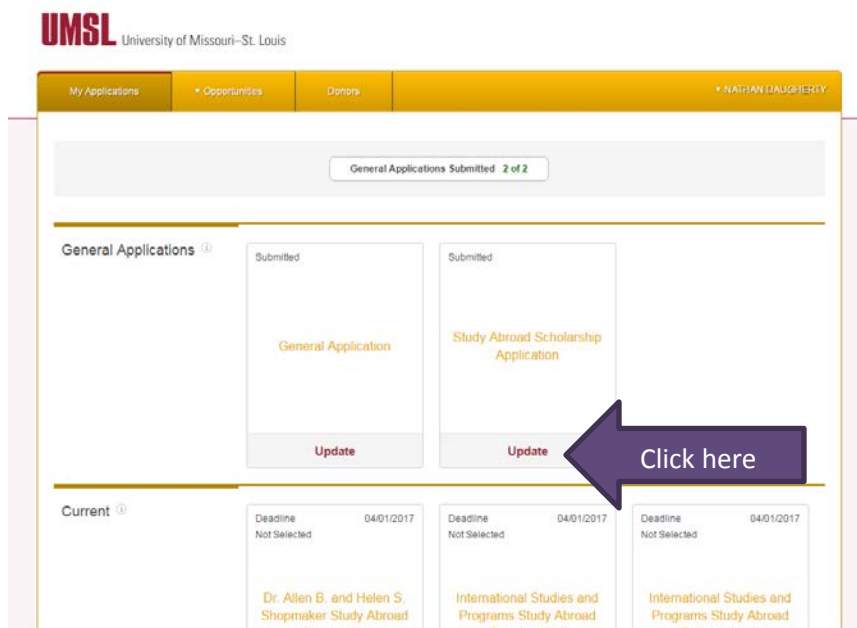


5. About halfway down the application, you will see a question that says, “Do you plan to study overseas in the next academic school year?” Answer “Yes” to this question. Answering “yes” will give you access to the study abroad scholarship application. If you had previously filled out your General Application, you can update it and change this answer to “Yes.” When you are done, click “Finish and Submit.”



Applying for a Scholarship

- After you click “Finish and Submit” at the bottom of the General Application, you will be returned to your applicant homepage where you will now see the Study Abroad Scholarship Application. Click to open it.



- Answer all of the questions. You can type the essay directly in the box or you can copy and paste it from a word processing document (like Microsoft Word). The essay prompt is, “Please briefly discuss your motivation and goals for studying abroad and discuss the role it will play in your education. Responses should be no longer than 500 words.” When you are done, click “Finish and Submit.”

